



Year 2 Home Learning







Summer 2 Week 2 (Week beginning 08.06.20)

Well done for all your hard work! I love seeing all your fantastic work and creations. Keep it up and stay safe!

Miss Mallaband ☺

<p><u>Maths</u></p> <p>During our home learning time, we will be using Hamilton trust learning packs. Please see the website to access these and complete Week 8 daily.</p> <p>You do not necessarily need to complete your own year group: if you feel that you need something that is a little easier or a bit more challenging, why not try another year group first?</p> <p>Keep an eye out on Purple Mash as well where I will be setting you online tasks.</p>	<p><u>English</u></p> <p>During our home learning time, we will be using Hamilton trust learning packs. Please see the website to access these and complete Week 8 daily.</p> <p>You do not necessarily need to complete your own year group: if you feel that you need something that is a little easier or a bit more challenging, why not try another year group first?</p> <p>Keep an eye out on Purple Mash as well where I will be setting you online tasks.</p>	<p><u>Science</u></p> <p>Just like us, our plants need things to keep them alive. Water, sun, air and light are all important for plants to survive.</p> <p>Below are some plants, which have been given certain things to survive.</p> <p>Can you predict what will happen to the plants?</p>
<p><u>Geography</u></p> <p>This week I would like you to research Mexico and its famous landmarks/rivers/mountains/tourist attractions.</p> <p>Use the information first, and some internet research of your own, to collect information as notes. Next week, we can then begin to write this up as a holiday poster to advertise Mexico!</p>	<p><u>RE</u></p> <p>In RE we are looking at faith and the difference it makes in people's lives.</p> <p>I would like you to read the story of Jesus feeding the 5000 below.</p> <p>Can you retell the story?</p> <p>How does this story show faith?</p>	<p><u>PHSCE</u></p> <p>This week I want to know all about your family! We all have a different family, which makes us all special and unique!</p> <p>Can you tell me about your family? What makes your family special to you?</p> <p>Can you draw your family for me?</p>
<p><u>DT</u></p> <p>This week I want you to investigate and taste test vegetables or salad that could go in your taco from last week.</p> <p>Using the table below, can you draw a picture of the vegetable, rate it out of 10 and then tell me if you like it or not?</p> <p>Try tasting and investigating a range of vegetables!</p>	<p><u>Computing</u></p> <p>Watch this video – https://safeyoutube.net/w/CqCe</p> <p>Merlin Crossingham discusses how he created Wallace and Gromit.</p> <p>Can you write down the process of how they made the film – eg sketching to plan.</p>	<p><u>Handwriting</u></p> <p>In year 2 we are always trying to make our handwriting and presentation neater. I have included a spelling list which I would like you to practice in your neatest handwriting.</p>
<p><u>Music</u></p> <p>Finding a good beat helps to create rhythm in a song. A good household item to create a beat is a metal pot or pan.</p> <p>Can you use pots and pans, or similar objects, to create a metal drum?</p> <p>Use a metal spoon or something similar to make a beat on the drum. See if you can get a rhythm going!</p>	<p><u>PE</u></p> <p>Keep your body active by taking part in a Joe Wicks routine!</p> <p>Try cosmic yoga to get your body stretching.</p>	<p><u>Well being</u></p> <p>Take some time to relax.</p> <p>Have a go at colouring in one of the mindful colouring images I have attached!</p> <p>Maybe do some arts and crafts?</p>

Science – Week 2

Growing Conditions How the seed will be planted.	Prediction How the plant will grow.
The seed will be given water and sunlight. 	
The seed will be given water and no sunlight. 	
The seed will be given sunlight and no water. 	
The seed will not be given water and sunlight. 	

I think

I predict

plant

leaves

flowers

grown

not grow

die

Geography – Week 2

A tourist attraction is a place of interest where people visit, for its significance or beauty, offering leisure and fun.



Colour Mexico



What countries is Mexico near?

Lakes and rivers in Mexico:

Landmarks in Mexico:

Mountains in Mexico:

There was once a time when Jesus was sitting chatting with his disciples on the mountainside; when a huge crowd of people came to hear him speak and ask him to heal them. There were over five thousand of them and they soon became very hungry!



Jesus said to Philip his disciple, “Where will we buy bread for all these people?” Philip was astounded. “It would take half a year’s wages or more to buy enough bread for everyone to have a single bite!” he replied.



Another disciple Andrew piped up, “Here is a boy with five small barley loaves and two small fish, but how far will they go among so many?” The disciples were all at a loss as to how they could help their teacher.



Jesus however simply gave thanks to God for the fish and the loaves and began to hand them out to the hungry crowds. He kept giving people food and never ran out.



Soon everyone had had their fill and Jesus asked the disciples to clear up the leftovers. The disciples were amazed that not only had everyone eaten, but that the leftovers filled twelve baskets! This proved that Jesus was truly the saviour, as only he could perform such a miracle.



Jesus



Andrew



Peter



Philip



Boy with Food



The Crowd



5 Loaves
and 2 Fishes

1. [First, retell the the story of Jesus feeding the 5000.](#)

2. [Who has faith in this story?](#)

3. [How do you think this story shows faith in Jesus?](#)

PSHE – Week 2

My Family



The people in my family are _____

They are important because _____

They are special because _____

Music – Week 2



DT - Week 2

<u>Draw and name the vegetable</u>	<u>Rate it out of 10</u>	<u>What did it taste like?</u> <u>Texture? Touch? Taste?</u>	<u>Did you like it? Why?</u>

Handwriting – Week 2

Choose some words from the statutory spelling list below and practise using your neatest handwriting.

I have attached our Kinetic Letters Strip to remind you about the formation of our letters.

Aa Bb Cc Dd Ee Ff Gg Hh Ii Jj Kk Ll Mm Nn Oo Pp Qq Rr Ss Tt Uu Vv Ww Xx Yy Zz

Year 1				Year 2				
a	his	push	was	after	class	floor	most	pretty
are	house	put	we	again	climb	gold	move	prove
ask	I	said	were	any	clothes	grass	Mr	should
be	is	says	where	bath	cold	great	Mrs	steak
by	love	school	you	beautiful	could	half	old	sugar
come	me	she	your	because	door	hold	only	sure
do	my	so		behind	even	hour	parents	told
friend	no	some		both	every	improve	pass	water
full	of	the		break	everybody	kind	past	who
go	once	there		busy	eye	last	path	whole
has	one	they		child	fast	many	people	wild
he	our	to		children	father	mind	plant	would
here	pull	today		Christmas	find	money	poor	



